

Rates

Price for visitors

- First 30 minutes are free.
- After 24 hours: € 15 + each additional hour as indicated in the table

< 30 minutes	Free
30 minutes to 1 hour	€ 2.5
1 to 2 hours	€ 5
2 to 3 hours	€ 6.5
3 to 4 hours	€ 8.5
4 to 5 hours	€ 10.5
5 to 6 hours	€ 12.5
6 to 24 hours	€ 15

Care rate (for patients)

Day ticket

- Max. € 6 for 24 hours.
- First 30 minutes are free.
- After 24 hours: € 6 + each additional hour as indicated in the table

< 30 minutes	Free
30 minutes to 1 hour	€ 2
1 to 2 hours	€ 4
2 to 3 hours	€ 4.5
3 to 4 hours	€ 5
4 to 5 hours	€ 5.5
5 to 24 hours	€ 6

Week pass

- € 20
- Valid up until the 7th day after activation
- Not linked to a licence plate
- Also interesting for visits of next of kin

10-entry pass

- € 35
- Valid up to 1 year after activation
- Not linked to a licence plate

Needs to be activated

Activating the care rate

- only possible if you have an appointment [consultation, admission, etc.]
- possible from registration to leaving the car park
- three ways to activate the care rate:
 1. via the registration booth
[follow the instructions]
 2. via the mynexuzhealth app
[follow the instructions]
 3. via the registration desk staff.

Using a week pass /10-entry pass

- Upon first discharge from the hospital after activation: payment at the payment terminal.
- When exiting, retrieve your ticket at the barrier and keep it safe.
- Present it when entering next time.
Do not press the button for a new ticket.
- To check the remaining entries on your 10-entry pass, present the ticket at the payment terminal or at the barrier.

Motorhomes

Daytime parking: on car park East (Oost) (outdoors).
Overnight: at the motorhome car park of the city of Leuven
(for more information please email visit@leuven.be).

Lost your parking ticket?

You pay € 35 at the payment terminal.
Are you entitled to a **care rate**? First pass by reception at
entrance East (Oost) or entrance West. You pay € 6.

Problems?

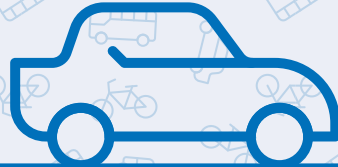
Take your ticket to reception at entrance East (Oost) or
entrance West.

www.uzleuven.be/en/parking

Route descriptions to Gasthuisberg campus:
www.uzleuven.be/en/gasthuisberg

Overview of roadworks and traffic situation on the campus ring:
www.uzleuven.be/gasthuisberg/wegenwerken (only Dutch)





UZ LEUVEN CAMPUS GASTHUISBERG

BIKE OR CAR PARKING / BUS STOPS





You're visiting UZ Leuven Gasthuisberg campus for a consultation, admission, treatment or to visit next of kin.

- Where can you park your bike, car or motorcycle?
- Which car park is closest to the location (the street) where you're expected in the hospital?
- Where on campus is it possible to quickly drop off or pick up patients?
- Where are the bus stops on the campus?
- What are the parking rates?
- What are the parking solutions for patients?







Map of UZ Leuven campus Gasthuisberg

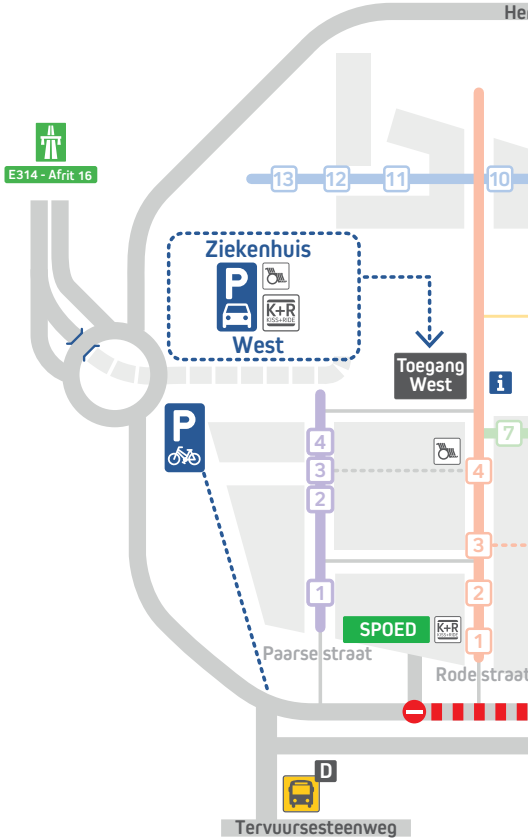
situation July 2025

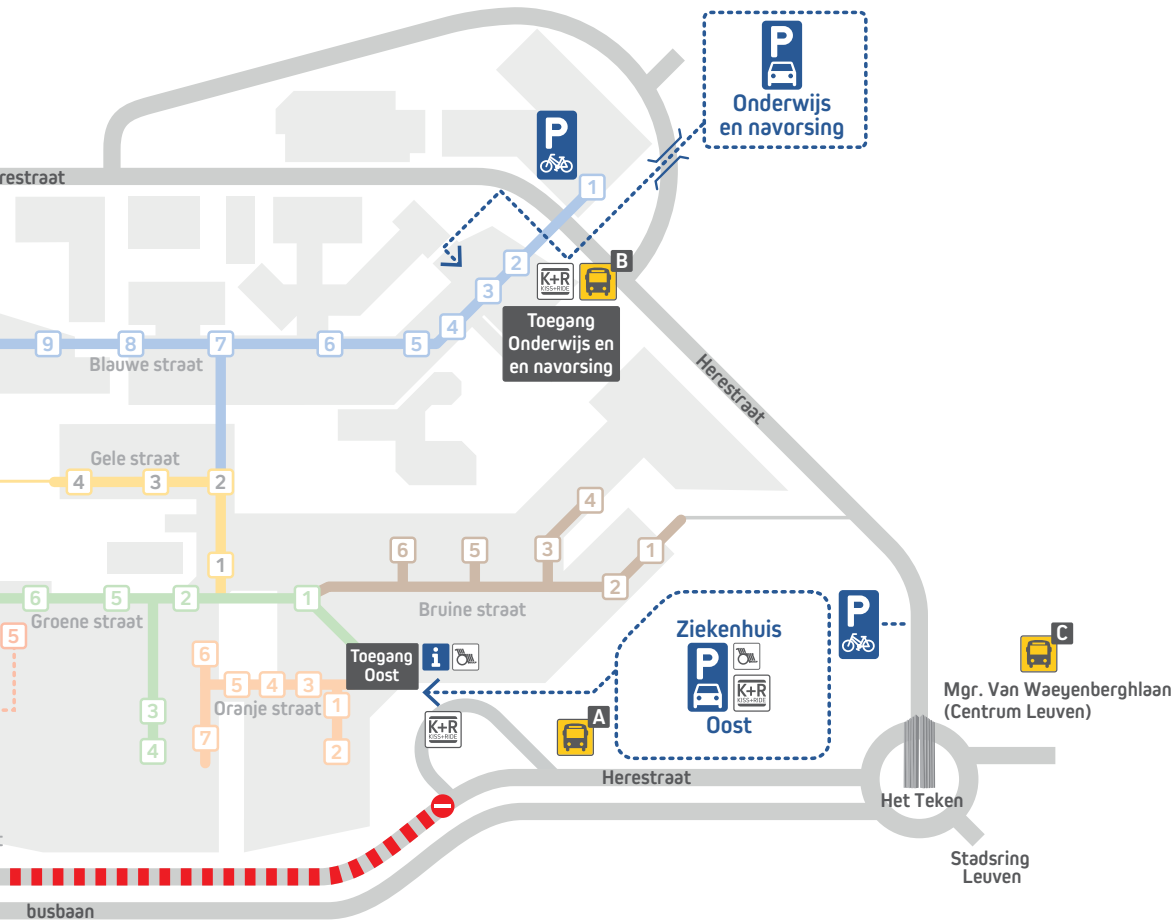
 Car parks	 Outdoor	 Covered	 Kiss-and-ride
West	✗	✓ ↓ 2,60 m	✓
Oost	✓	✓ ↓ 2,00 m	✓
Onderwijs en navorsing	✓	✗	✓
SPOED	✗	✓ ↓ 2,60 m	✓

 Bike parking	
West	✓
Oost	✓
Onderwijs en navorsing	✓

-  Reception (onthaal)
-  Wheelchair point
-  Campus ring road

 Bus stops De Lijn	
A Leuven Gasthuisberg kliniek	
B Leuven Gasthuisberg campus	
C Leuven Lemmensinstituut	
D Heverlee Berg Tabor	





Car parks

Walking time

Bike

Car

LPG

Electric charging stations

Pregnant women and pushchairs

Extra wide parking spaces

Disabled persons

Leave your disability parking card visibly on your dashboard

Motorcycles

Kiss-and-ride zone

Wheelchairs available

P West

To entrance West: 4 minutes
To entrance East (Oost):
12 minutes

P Oost

To entrance East (Oost): 7 minutes
To entrance West: 15 minutes

Free • Covered
Suitable for oversized bikes
Two-tier bicycle racks

Not allowed	Allowed in outdoor parking
Level +1	Roof covered parking, level 0
Level +1	Roof covered parking, level 0
Level +1	Covered and outdoor, level 0
Level 0 (at the back)	Outdoor, row B
Max. 30 minutes	Max. 30 minutes
Level +1	Outdoor, level 0

Do you have reduced mobility? Use the kiss-and-ride zone at the reception area of entrance East (Oost). You can leave your car for max. 10 minutes.

Bus stops

	Walking time to entrance East (Oost)	Walking time to entrance West
Leuven Gasthuisberg kliniek	8 min.	15 min. <i>Enter via entrance East (Oost) and walk through to entrance West</i>
Leuven Gasthuisberg campus	24 min.	/
Leuven Lemmensinstituut	20 min.	/
Heverlee Berg Tabor	/	16 min.